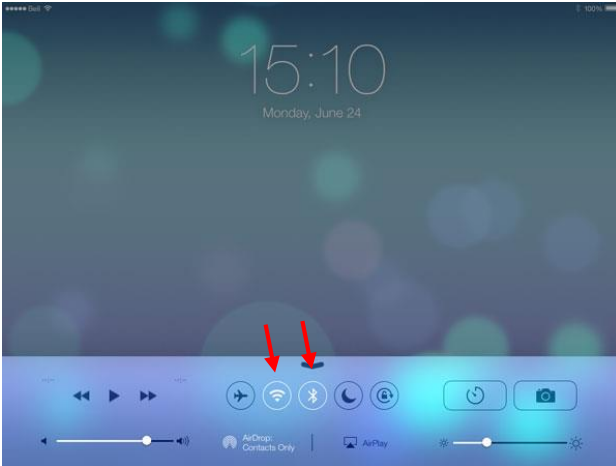


## Share with AirDrop

With AirDrop, you can share photos, videos, websites, locations, and more with people nearby with an Apple device.



### What you need

To share content with AirDrop, both people need one of these devices using iOS 7 or later:

iPhone 5 or later

iPad

Mac

You also need to turn on Wi-Fi and Bluetooth.

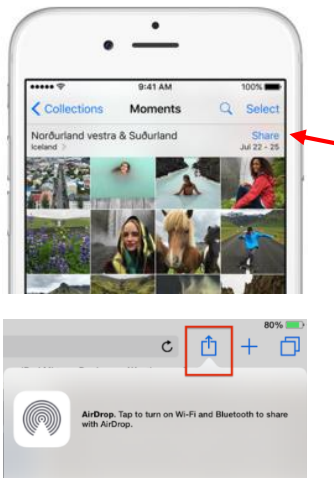
### Turn on AirDrop

Use Control Center to turn AirDrop on or off and control whom you can share content with.

Swipe up from the bottom of your screen to open Control Center.

Tap AirDrop.


Choose Everyone.



### Share content

You can share content from such as Photos, websites in Safari, Contacts, Notes, and more.

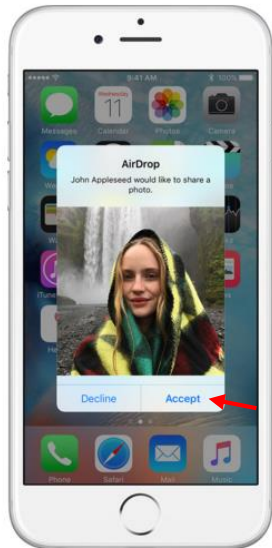
Tap the content you want to share.

Then tap Share or 

Depending on the app, you might be able to select other items to share.

## Share with AirDrop

Then tap the name of a nearby AirDrop user or the Apple device.



The other user will receive an alert with a preview of the content you want to share, and can either accept or decline. If the other user accepts, they'll get the content in the app you sent it from. For example, photos will appear in the Photos app and websites will open in Safari.